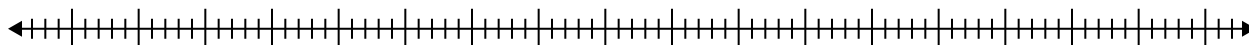


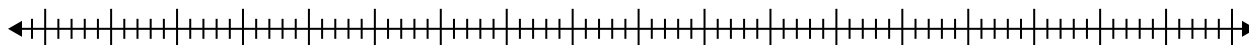


Создайте ящичковую диаграмму по набору чисел.

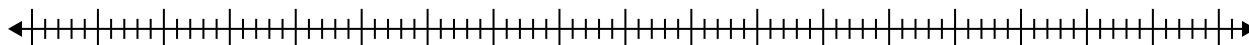
1) 56, 29, 49, 23, 28, 31, 93, 42



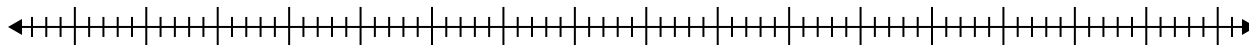
2) 85, 50, 99, 29, 27, 70, 99



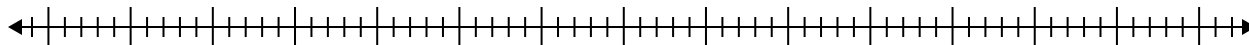
3) 53, 42, 89, 75, 60, 20, 31, 54



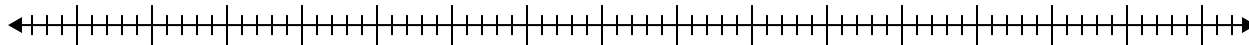
4) 28, 74, 48, 59, 85, 32, 93



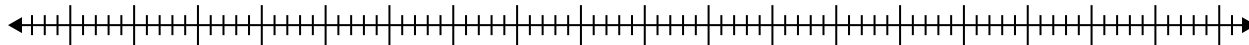
5) 51, 50, 42, 61, 97, 56, 55, 87



6) 65, 84, 48, 45, 87, 79, 21, 83



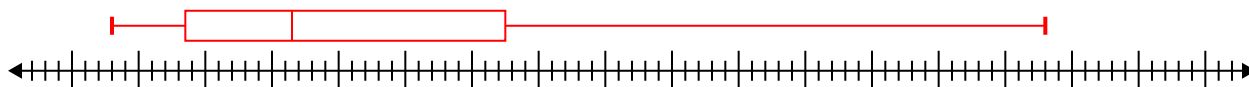
7) 71, 36, 27, 42, 25, 80, 95, 83, 51, 55, 80



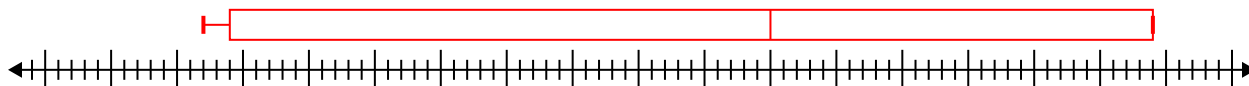


Создайте ящичковую диаграмму по набору чисел.

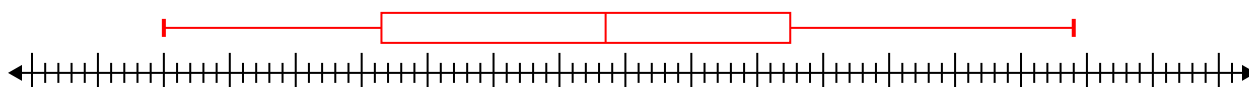
1) 56, 29, 49, 23, 28, 31, 93, 42 Мин=23 Макс=93 $q_1=28.5$ $Q_2=36.5$ $q_3=52.5$



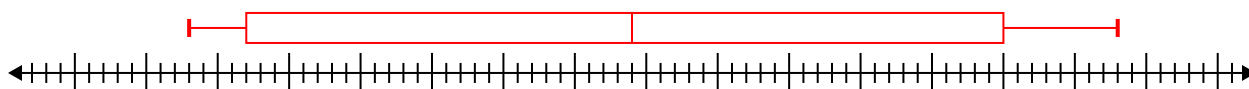
2) 85, 50, 99, 29, 27, 70, 99 Мин=27 Макс=99 $q_1=29$ $Q_2=70$ $q_3=99$



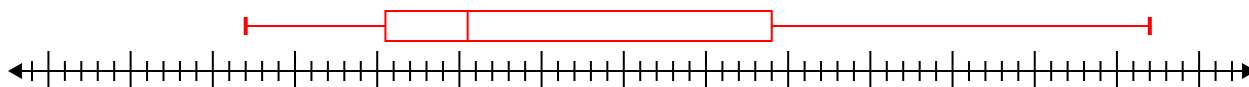
3) 53, 42, 89, 75, 60, 20, 31, 54 Мин=20 Макс=89 $q_1=36.5$ $Q_2=53.5$ $q_3=67.5$



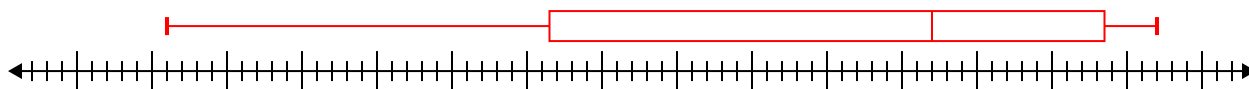
4) 28, 74, 48, 59, 85, 32, 93 Мин=28 Макс=93 $q_1=32$ $Q_2=59$ $q_3=85$



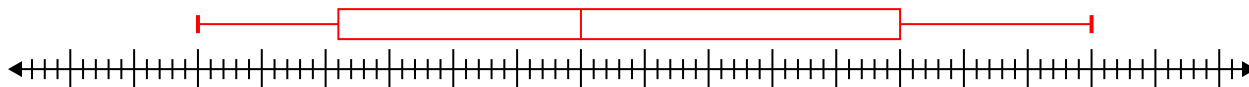
5) 51, 50, 42, 61, 97, 56, 55, 87 Мин=42 Макс=97 $q_1=50.5$ $Q_2=55.5$ $q_3=74$



6) 65, 84, 48, 45, 87, 79, 21, 83 Мин=21 Макс=87 $q_1=46.5$ $Q_2=72$ $q_3=83.5$



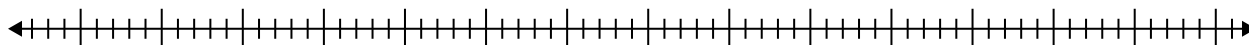
7) 71, 36, 27, 42, 25, 80, 95, 83, 51, 55, 80 Мин=25 Макс=95 $q_1=36$ $Q_2=55$ $q_3=80$



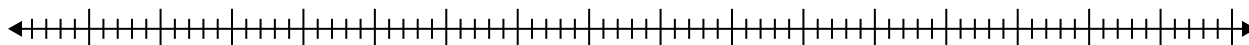


Создайте ящичковую диаграмму по набору чисел.

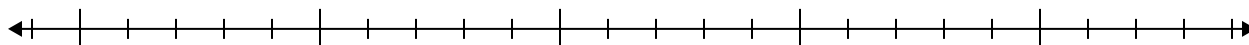
1) 58, 89, 31, 59, 79, 28, 79, 46, 39, 88



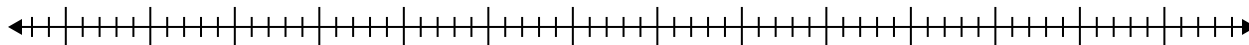
2) 21, 77, 43, 84, 68, 89, 34, 26, 89, 89, 33, 34



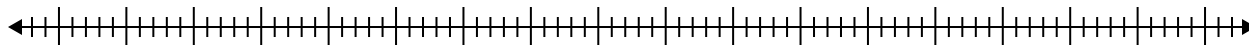
3) 13, 14, 11, 14, 15, 11, 19, 10



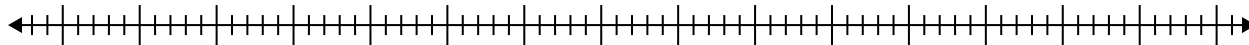
4) 58, 68, 33, 46, 66, 78, 90, 51



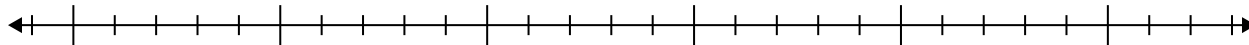
5) 57, 40, 39, 44, 25, 42, 95, 64



6) 53, 87, 91, 59, 63, 68, 51, 54, 31, 43, 37, 60



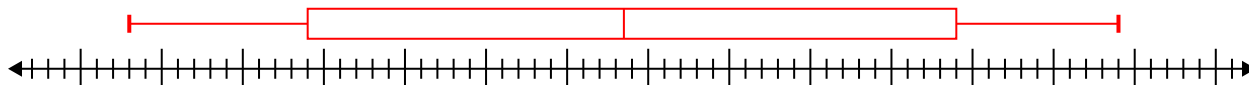
7) 19, 14, 8, 16, 9, 11, 18



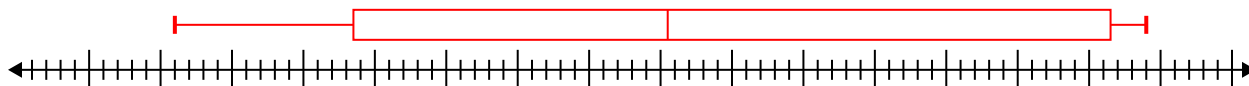


Создайте ящичковую диаграмму по набору чисел.

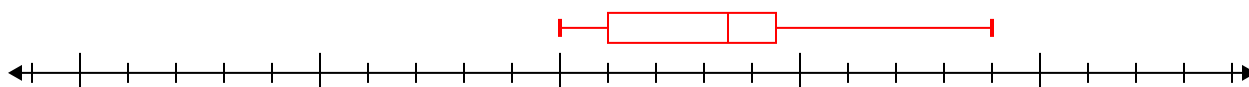
1) 58, 89, 31, 59, 79, 28, 79, 46, 39, 88 Мин=28 Макс=89 q1=39 Q2=58.5 q3=79



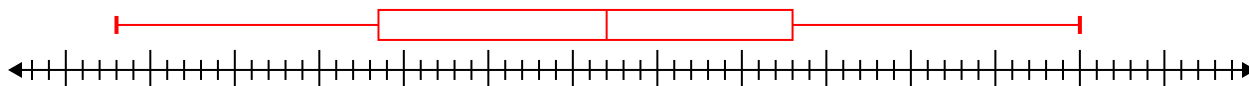
2) 21, 77, 43, 84, 68, 89, 34, 26, 89, 89, 33, 34 Мин=21 Макс=89 q1=33.5 Q2=55.5 q3=86.5



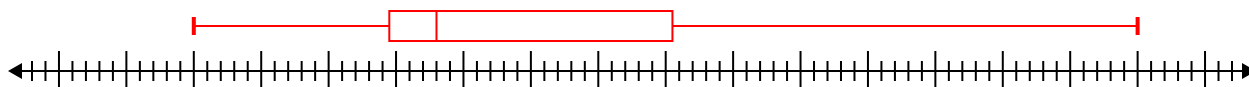
3) 13, 14, 11, 14, 15, 11, 19, 10 Мин=10 Макс=19 q1=11 Q2=13.5 q3=14.5



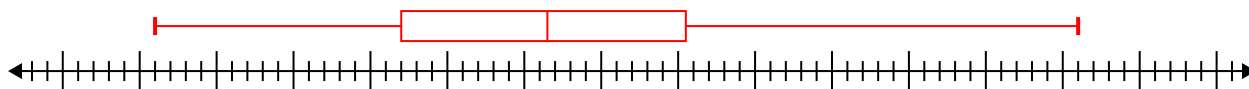
4) 58, 68, 33, 46, 66, 78, 90, 51 Мин=33 Макс=90 q1=48.5 Q2=62 q3=73



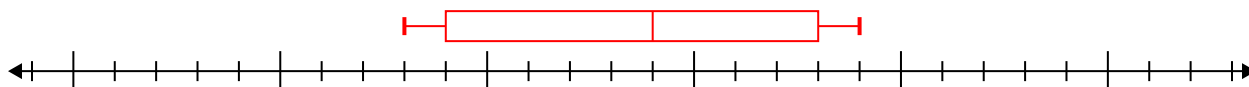
5) 57, 40, 39, 44, 25, 42, 95, 64 Мин=25 Макс=95 q1=39.5 Q2=43 q3=60.5



6) 53, 87, 91, 59, 63, 68, 51, 54, 31, 43, 37, 60 Мин=31 Макс=91 q1=47 Q2=56.5 q3=65.5



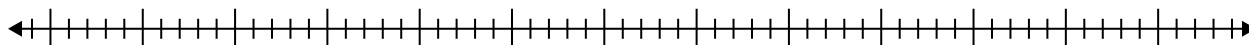
7) 19, 14, 8, 16, 9, 11, 18 Мин=8 Макс=19 q1=9 Q2=14 q3=18



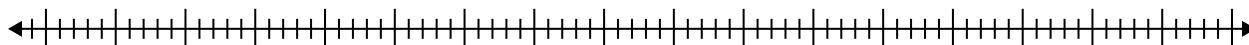


Создайте ящичковую диаграмму по набору чисел.

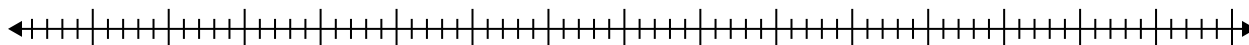
1) 70, 92, 84, 88, 67, 54, 78



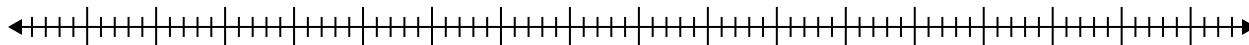
2) 75, 93, 24, 84, 53, 51, 49, 70, 85, 68



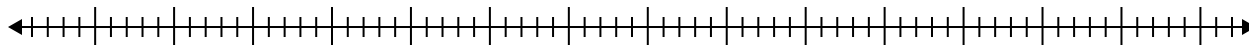
3) 52, 58, 57, 31, 40, 68, 85, 29, 64, 89, 48



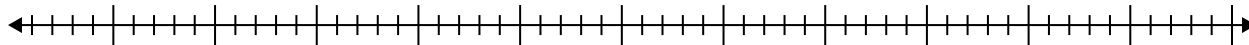
4) 76, 97, 88, 58, 86, 28, 72, 37



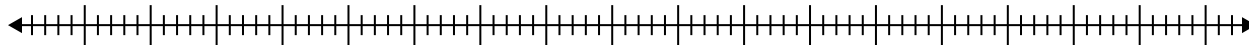
5) 46, 56, 52, 91, 48, 31, 74, 62



6) 64, 56, 72, 32, 57, 31



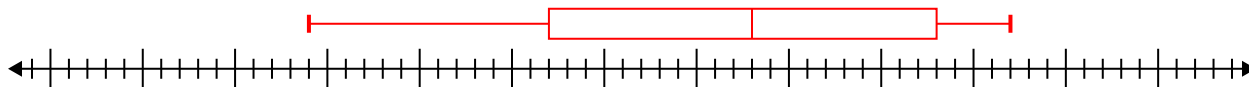
7) 46, 66, 20, 26, 26, 85, 40, 47, 63, 59



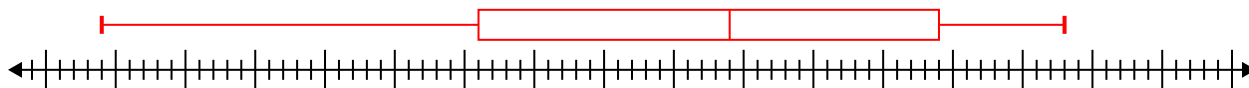


Создайте ящичковую диаграмму по набору чисел.

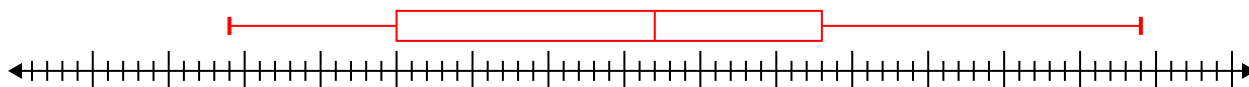
1) 70, 92, 84, 88, 67, 54, 78 Мин=54 Макс=92 q1=67 Q2=78 q3=88



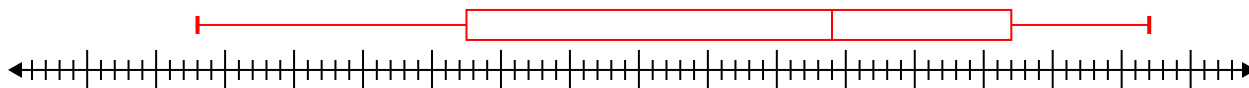
2) 75, 93, 24, 84, 53, 51, 49, 70, 85, 68 Мин=24 Макс=93 q1=51 Q2=69 q3=84



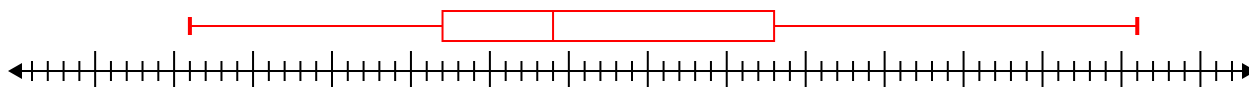
3) 52, 58, 57, 31, 40, 68, 85, 29, 64, 89, 48 Мин=29 Макс=89 q1=40 Q2=57 q3=68



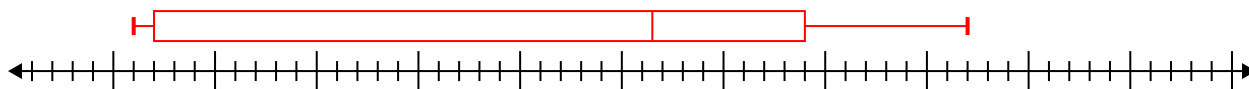
4) 76, 97, 88, 58, 86, 28, 72, 37 Мин=28 Макс=97 q1=47.5 Q2=74 q3=87



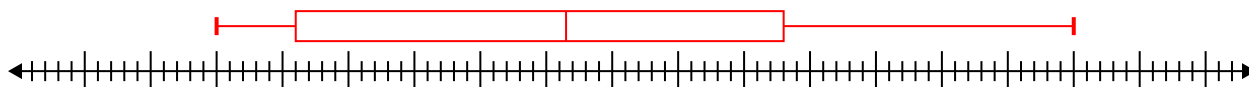
5) 46, 56, 52, 91, 48, 31, 74, 62 Мин=31 Макс=91 q1=47 Q2=54 q3=68



6) 64, 56, 72, 32, 57, 31 Мин=31 Макс=72 q1=32 Q2=56.5 q3=64



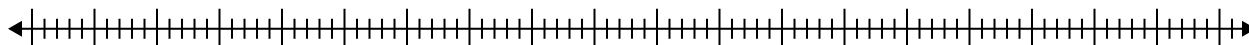
7) 46, 66, 20, 26, 26, 85, 40, 47, 63, 59 Мин=20 Макс=85 q1=26 Q2=46.5 q3=63



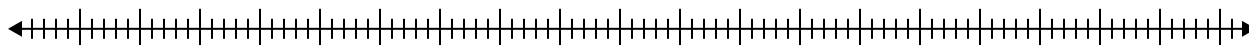


Создайте ящичковую диаграмму по набору чисел.

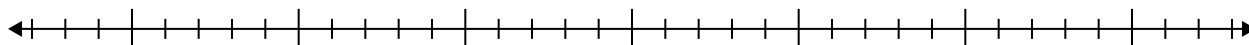
1) 55, 99, 50, 53, 53, 22, 62, 48, 75



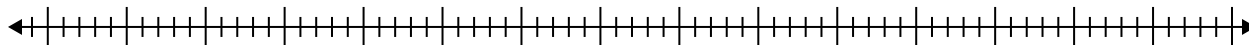
2) 98, 20, 38, 66, 43, 41, 91, 79, 35, 42, 37



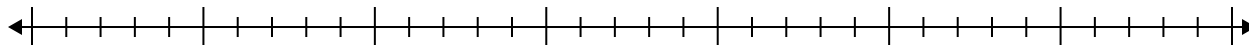
3) 15, 16, 17, 20, 18, 7



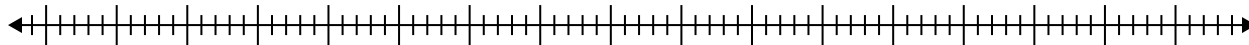
4) 34, 74, 55, 82, 39, 64, 73, 40, 24, 64, 66



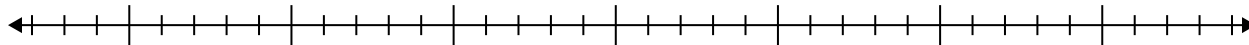
5) 11, 18, 8, 14, 18, 10, 9, 20, 6



6) 37, 54, 24, 84, 35, 58, 84



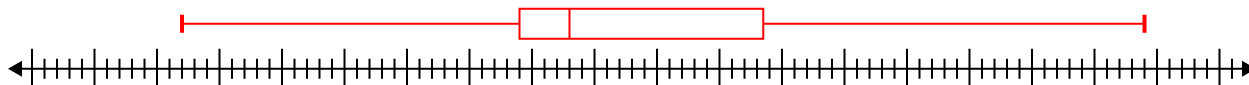
7) 10, 10, 20, 5, 17, 15, 5



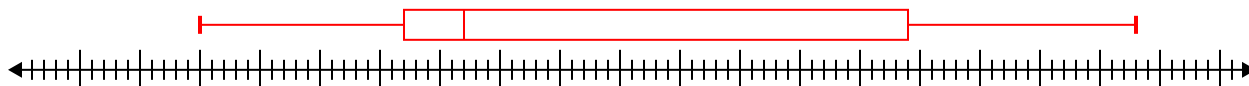


Создайте ящичковую диаграмму по набору чисел.

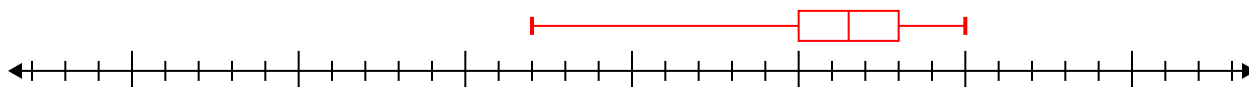
1) 55, 99, 50, 53, 53, 22, 62, 48, 75 Мин=22 Макс=99 $q_1=49$ $Q_2=53$ $q_3=68.5$



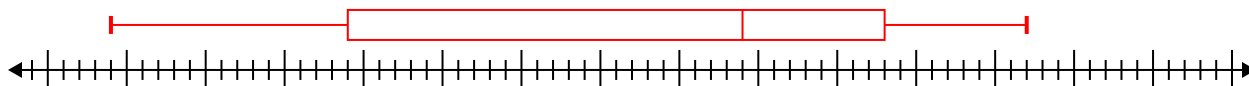
2) 98, 20, 38, 66, 43, 41, 91, 79, 35, 42, 37 Мин=20 Макс=98 $q_1=37$ $Q_2=42$ $q_3=79$



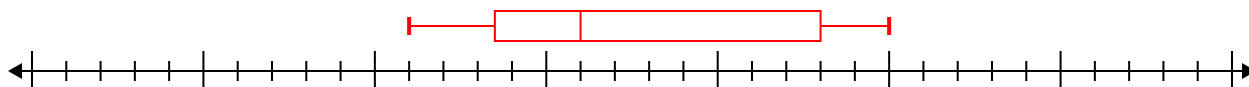
3) 15, 16, 17, 20, 18, 7 Мин=7 Макс=20 $q_1=15$ $Q_2=16.5$ $q_3=18$



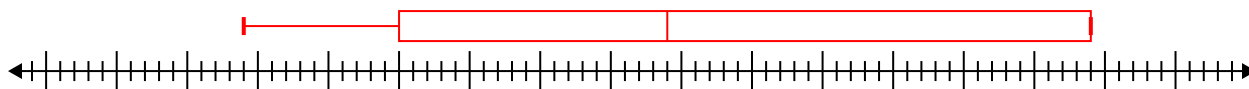
4) 34, 74, 55, 82, 39, 64, 73, 40, 24, 64, 66 Мин=24 Макс=82 $q_1=39$ $Q_2=64$ $q_3=73$



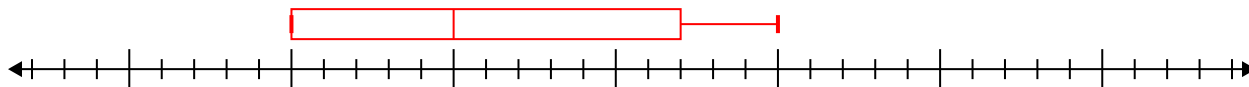
5) 11, 18, 8, 14, 18, 10, 9, 20, 6 Мин=6 Макс=20 $q_1=8.5$ $Q_2=11$ $q_3=18$



6) 37, 54, 24, 84, 35, 58, 84 Мин=24 Макс=84 $q_1=35$ $Q_2=54$ $q_3=84$



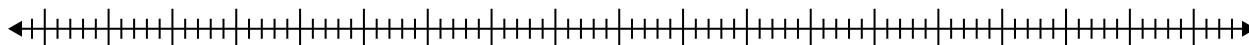
7) 10, 10, 20, 5, 17, 15, 5 Мин=5 Макс=20 $q_1=5$ $Q_2=10$ $q_3=17$



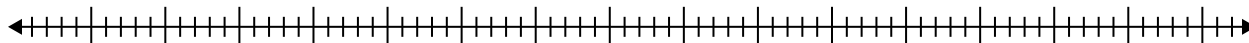


Создайте ящичковую диаграмму по набору чисел.

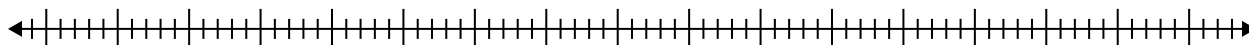
1) 52, 70, 21, 22, 47, 25, 70, 32, 89, 90, 96, 29, 39



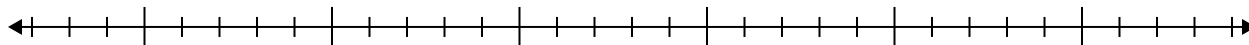
2) 65, 37, 30, 30, 75, 79, 87, 61



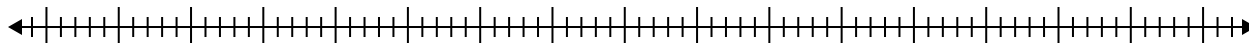
3) 79, 91, 61, 29, 60, 88, 32, 97



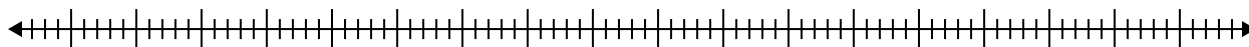
4) 8, 5, 12, 13, 14, 5, 10, 12, 17, 8



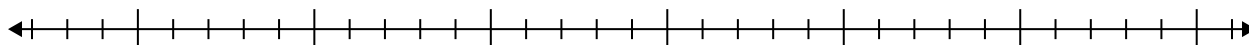
5) 92, 30, 23, 45, 62, 90, 90



6) 69, 23, 61, 38, 84, 71, 94, 91, 69



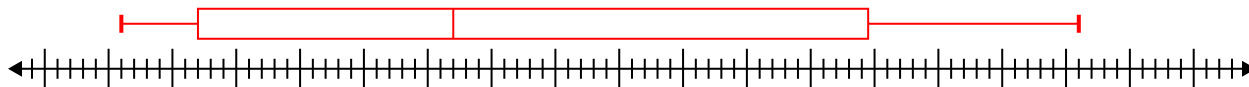
7) 18, 7, 13, 11, 6, 13, 19



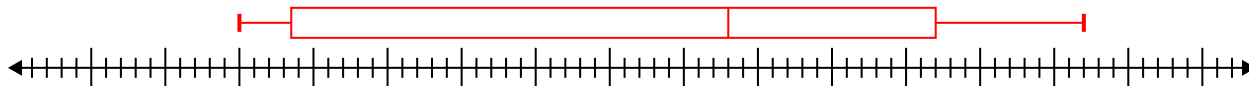


Создайте ящичковую диаграмму по набору чисел.

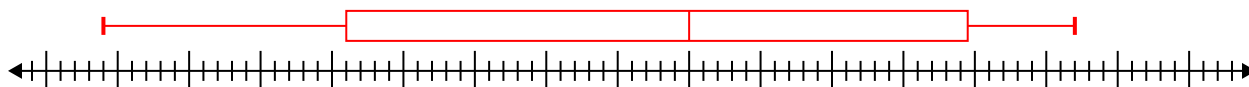
1) 52, 70, 21, 22, 47, 25, 70, 32, 89, 90, 96, 29, 39 Мин=21 Макс=96 q1=27 Q2=47 q3=79.5



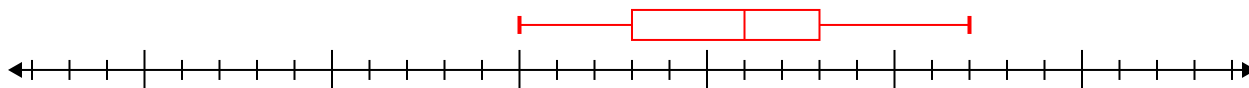
2) 65, 37, 30, 30, 75, 79, 87, 61 Мин=30 Макс=87 q1=33.5 Q2=63 q3=77



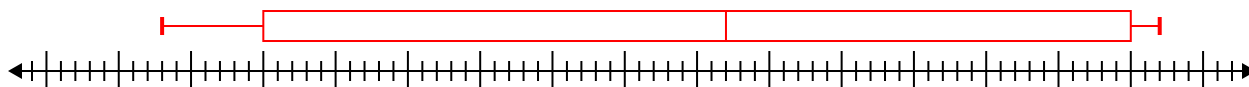
3) 79, 91, 61, 29, 60, 88, 32, 97 Мин=29 Макс=97 q1=46 Q2=70 q3=89.5



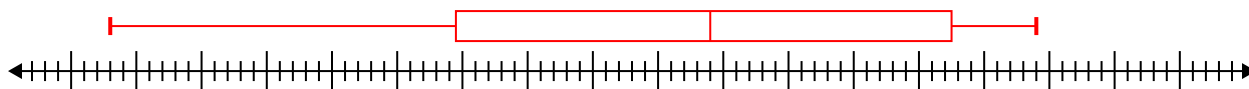
4) 8, 5, 12, 13, 14, 5, 10, 12, 17, 8 Мин=5 Макс=17 q1=8 Q2=11 q3=13



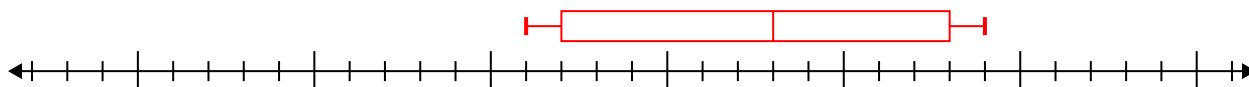
5) 92, 30, 23, 45, 62, 90, 90 Мин=23 Макс=92 q1=30 Q2=62 q3=90



6) 69, 23, 61, 38, 84, 71, 94, 91, 69 Мин=23 Макс=94 q1=49.5 Q2=69 q3=87.5



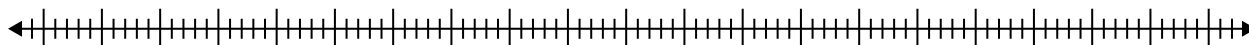
7) 18, 7, 13, 11, 6, 13, 19 Мин=6 Макс=19 q1=7 Q2=13 q3=18



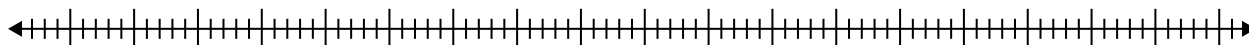


Создайте ящичковую диаграмму по набору чисел.

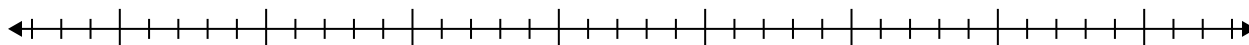
1) 65, 50, 89, 99, 61, 70, 21, 35, 89, 49, 45



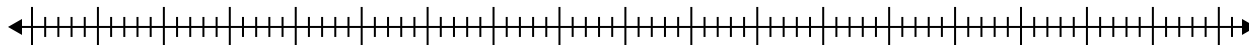
2) 40, 44, 74, 28, 79, 97, 83, 55, 33, 85, 40, 81



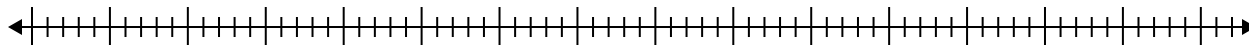
3) 7, 17, 20, 8, 17, 11, 6, 11



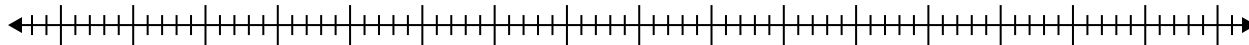
4) 66, 35, 87, 66, 96, 54, 85, 67, 53



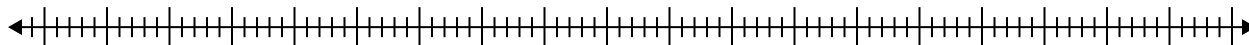
5) 86, 59, 75, 46, 83, 29, 70, 35, 31, 22, 64, 82



6) 97, 93, 30, 61, 68, 83, 60



7) 62, 30, 97, 38, 65, 67, 21, 25





Создайте ящичковую диаграмму по набору чисел.

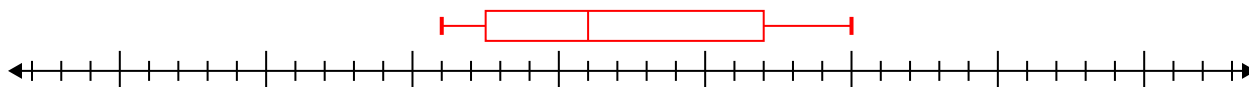
1) 65, 50, 89, 99, 61, 70, 21, 35, 89, 49, 45 Мин=21 Макс=99 q1=45 Q2=61 q3=89



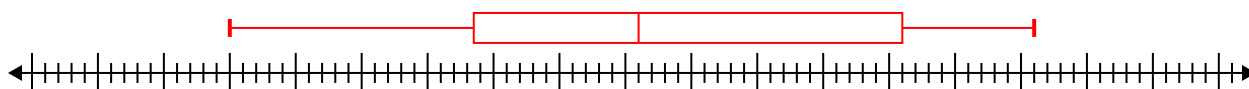
2) 40, 44, 74, 28, 79, 97, 83, 55, 33, 85, 40, 81 Мин=28 Макс=97 q1=40 Q2=64.5 q3=82



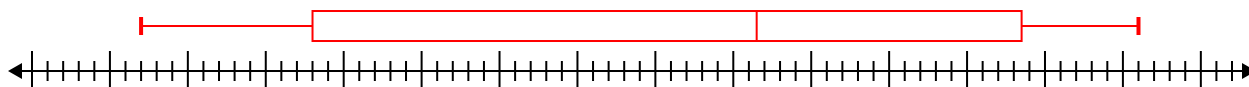
3) 7, 17, 20, 8, 17, 11, 6, 11 Мин=6 Макс=20 q1=7.5 Q2=11 q3=17



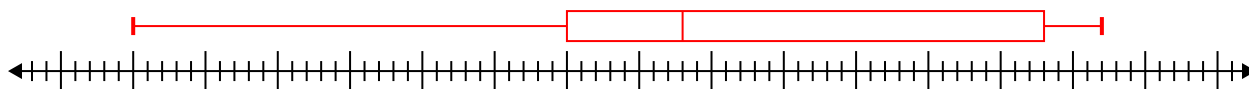
4) 66, 35, 87, 66, 96, 54, 85, 67, 53 Мин=35 Макс=96 q1=53.5 Q2=66 q3=86



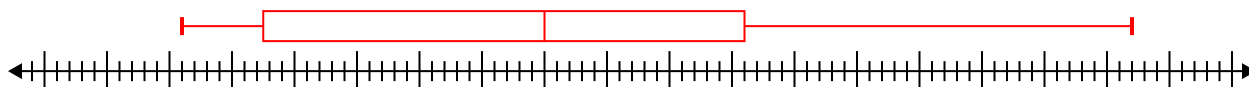
5) 86, 59, 75, 46, 83, 29, 70, 35, 31, 22, 64, 82 Мин=22 Макс=86 q1=33 Q2=61.5 q3=78.5



6) 97, 93, 30, 61, 68, 83, 60 Мин=30 Макс=97 q1=60 Q2=68 q3=93



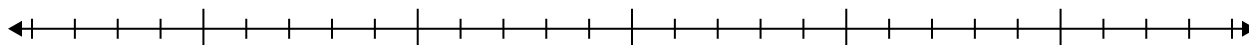
7) 62, 30, 97, 38, 65, 67, 21, 25 Мин=21 Макс=97 q1=27.5 Q2=50 q3=66



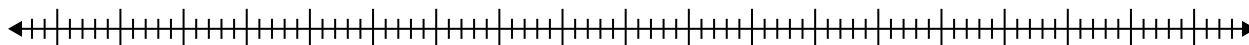


Создайте ящичковую диаграмму по набору чисел.

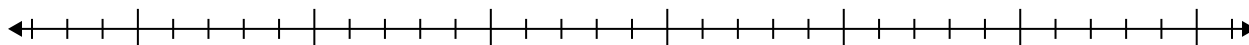
1) 6, 7, 9, 15, 13, 16, 8, 7, 12, 12



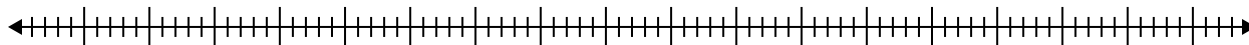
2) 29, 53, 40, 82, 99, 74



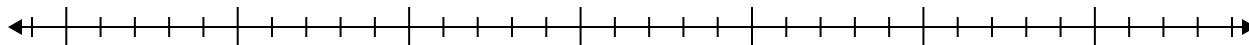
3) 19, 8, 12, 20, 20, 5, 6



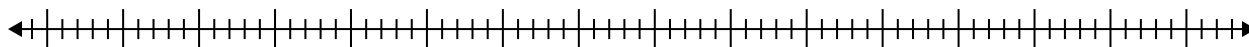
4) 35, 20, 74, 98, 23, 51, 61, 90, 76, 93



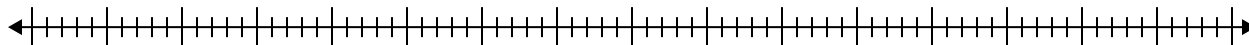
5) 5, 11, 18, 20, 15, 12, 18, 8



6) 83, 40, 64, 48, 31, 74, 73, 32, 58



7) 96, 57, 94, 87, 30, 55





Создайте ящичковую диаграмму по набору чисел.

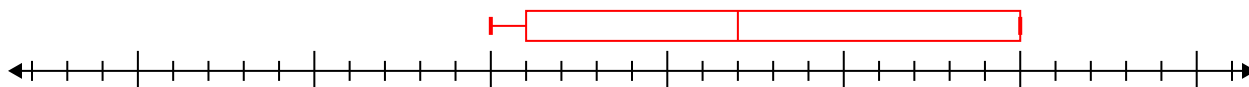
1) 6, 7, 9, 15, 13, 16, 8, 7, 12, 12 Мин=6 Макс=16 q1=7 Q2=10.5 q3=13



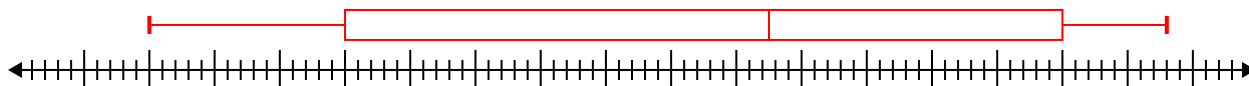
2) 29, 53, 40, 82, 99, 74 Мин=29 Макс=99 q1=40 Q2=63.5 q3=82



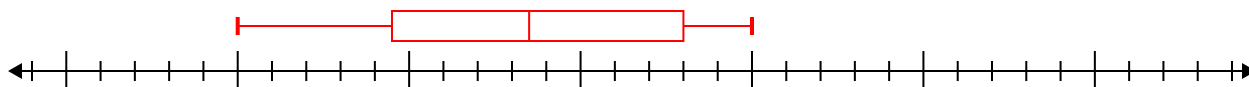
3) 19, 8, 12, 20, 20, 5, 6 Мин=5 Макс=20 q1=6 Q2=12 q3=20



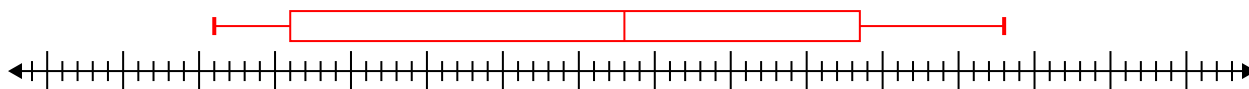
4) 35, 20, 74, 98, 23, 51, 61, 90, 76, 93 Мин=20 Макс=98 q1=35 Q2=67.5 q3=90



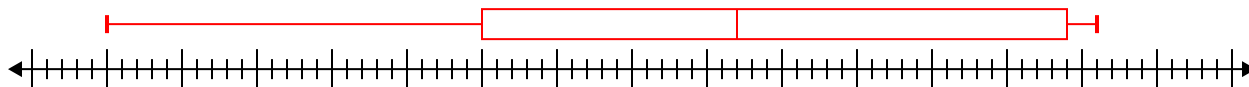
5) 5, 11, 18, 20, 15, 12, 18, 8 Мин=5 Макс=20 q1=9.5 Q2=13.5 q3=18



6) 83, 40, 64, 48, 31, 74, 73, 32, 58 Мин=31 Макс=83 q1=36 Q2=58 q3=73.5



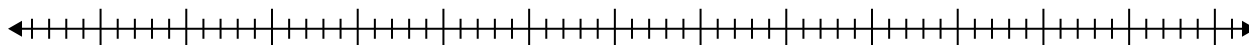
7) 96, 57, 94, 87, 30, 55 Мин=30 Макс=96 q1=55 Q2=72 q3=94



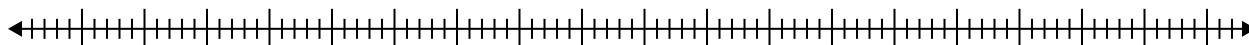


Создайте ящичковую диаграмму по набору чисел.

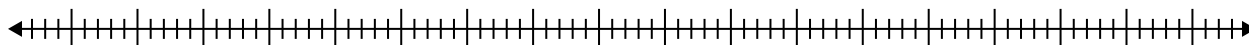
1) 46, 38, 78, 83, 59, 88, 70, 41, 82, 76



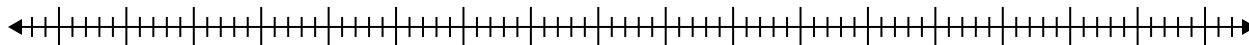
2) 36, 23, 65, 98, 84, 88



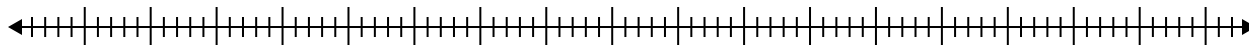
3) 42, 40, 41, 81, 94, 25, 66



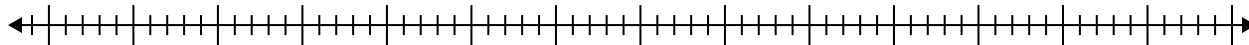
4) 54, 35, 48, 95, 57, 97



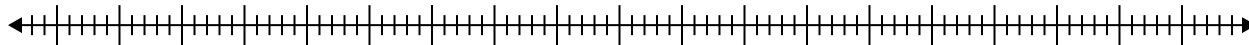
5) 48, 56, 50, 96, 71, 96, 40, 23

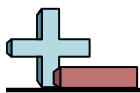


6) 48, 37, 38, 46, 63, 31, 81, 28, 44, 60, 44



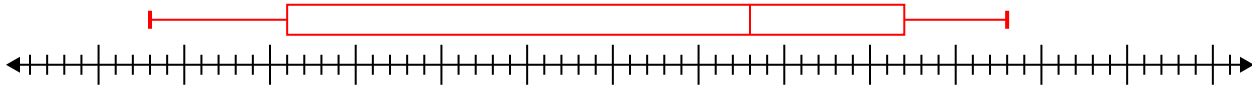
7) 30, 59, 47, 96, 26, 39, 48, 53



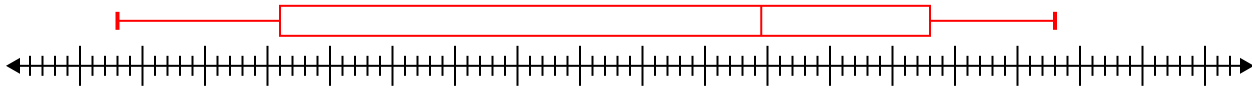


Создайте ящичковую диаграмму по набору чисел.

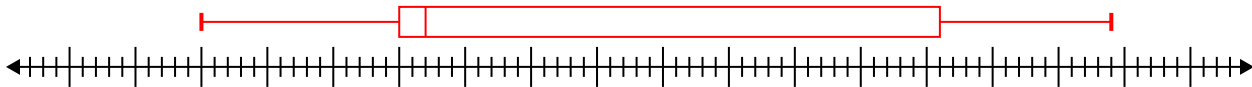
1) 46, 38, 78, 83, 59, 88, 70, 41, 82, 76 Мин=38 Макс=88 q1=46 Q2=73 q3=82



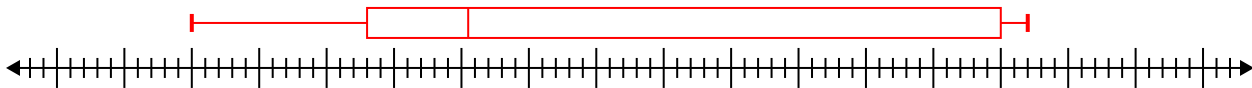
2) 36, 23, 65, 98, 84, 88 Мин=23 Макс=98 q1=36 Q2=74.5 q3=88



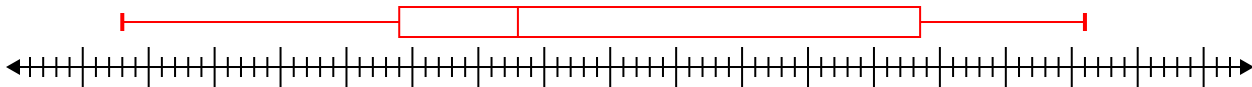
3) 42, 40, 41, 81, 94, 25, 66 Мин=25 Макс=94 q1=40 Q2=42 q3=81



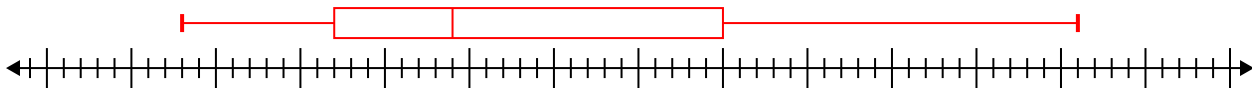
4) 54, 35, 48, 95, 57, 97 Мин=35 Макс=97 q1=48 Q2=55.5 q3=95



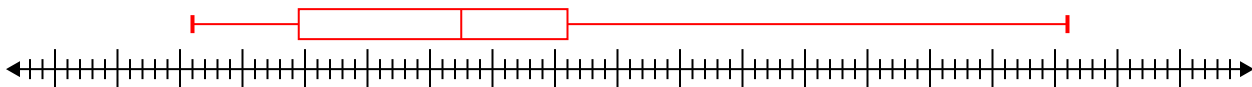
5) 48, 56, 50, 96, 71, 96, 40, 23 Мин=23 Макс=96 q1=44 Q2=53 q3=83.5



6) 48, 37, 38, 46, 63, 31, 81, 28, 44, 60, 44 Мин=28 Макс=81 q1=37 Q2=44 q3=60



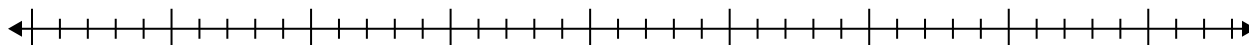
7) 30, 59, 47, 96, 26, 39, 48, 53 Мин=26 Макс=96 q1=34.5 Q2=47.5 q3=56



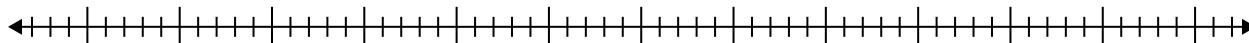


Создайте ящичковую диаграмму по набору чисел.

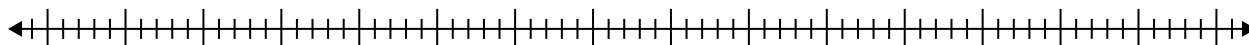
1) 16, 8, 7, 8, 5, 18, 14



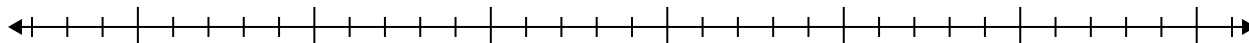
2) 44, 48, 55, 67, 54, 37, 64, 25, 59



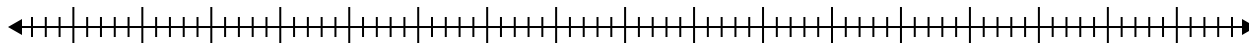
3) 64, 23, 27, 36, 44, 81, 60, 82



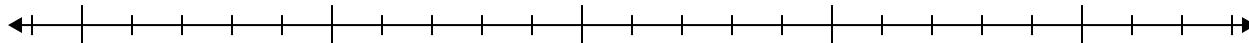
4) 16, 8, 5, 18, 19, 13, 19, 19



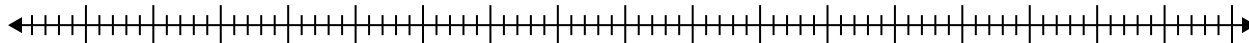
5) 65, 43, 99, 50, 53, 46, 51, 39



6) 14, 14, 15, 5, 16, 17, 6, 12, 16



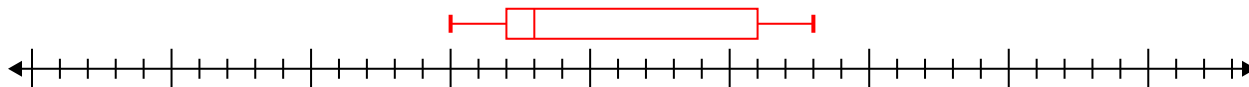
7) 43, 65, 26, 58, 76, 63, 43, 96, 86, 75, 54, 39, 92



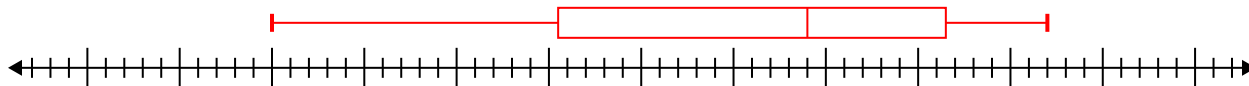


Создайте ящичковую диаграмму по набору чисел.

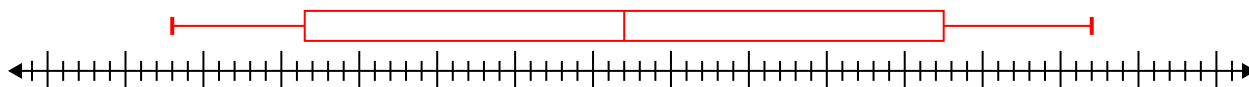
1) 16, 8, 7, 8, 5, 18, 14 Мин=5 Макс=18 q1=7 Q2=8 q3=16



2) 44, 48, 55, 67, 54, 37, 64, 25, 59 Мин=25 Макс=67 q1=40.5 Q2=54 q3=61.5



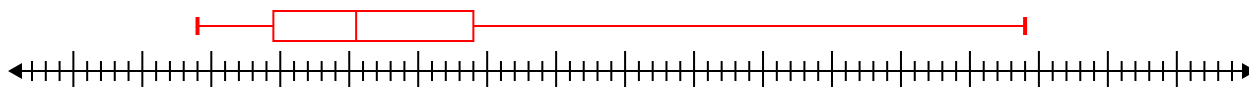
3) 64, 23, 27, 36, 44, 81, 60, 82 Мин=23 Макс=82 q1=31.5 Q2=52 q3=72.5



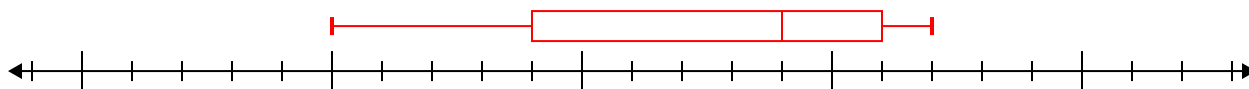
4) 16, 8, 5, 18, 19, 13, 19, 19 Мин=5 Макс=19 q1=10.5 Q2=17 q3=19



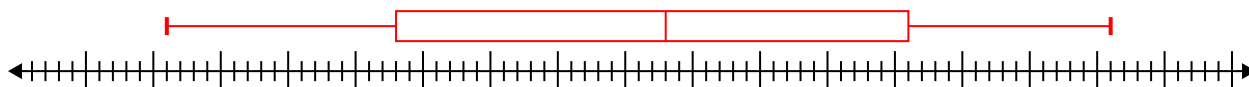
5) 65, 43, 99, 50, 53, 46, 51, 39 Мин=39 Макс=99 q1=44.5 Q2=50.5 q3=59



6) 14, 14, 15, 5, 16, 17, 6, 12, 16 Мин=5 Макс=17 q1=9 Q2=14 q3=16



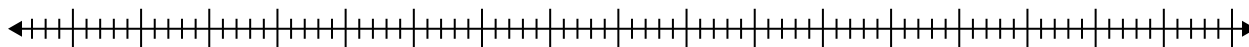
7) 43, 65, 26, 58, 76, 63, 43, 96, 86, 75, 54, 39, 92 Мин=26 Макс=96 q1=43 Q2=63 q3=81



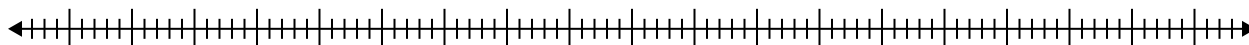


Создайте ящичковую диаграмму по набору чисел.

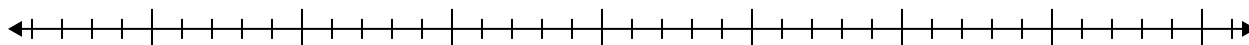
1) 56, 99, 49, 86, 98, 32, 24, 77, 52



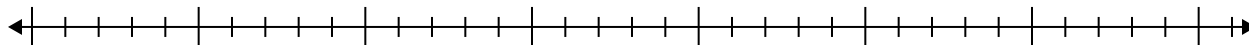
2) 39, 21, 38, 96, 68, 46, 72, 51



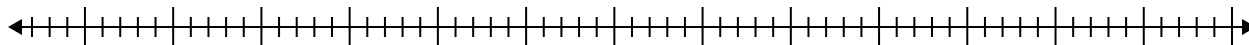
3) 14, 13, 9, 5, 13, 12, 17, 16



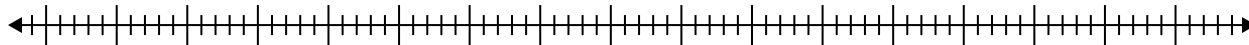
4) 11, 19, 6, 20, 5, 18, 15, 14



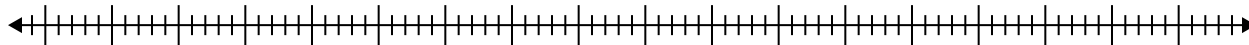
5) 43, 55, 28, 69, 75, 50, 70, 65



6) 68, 39, 63, 63, 79, 22



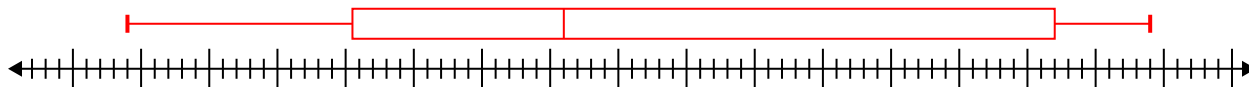
7) 33, 67, 34, 94, 49, 57, 56, 88, 38, 41, 29



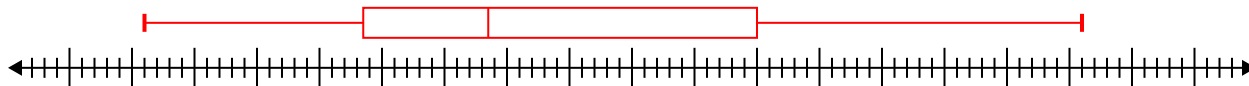


Создайте ящичковую диаграмму по набору чисел.

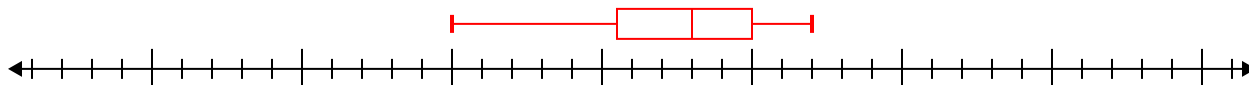
1) 56, 99, 49, 86, 98, 32, 24, 77, 52 Мин=24 Макс=99 $q_1=40.5$ $Q_2=56$ $q_3=92$



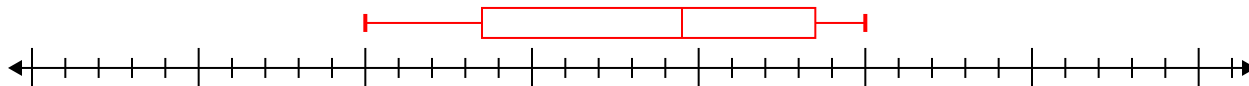
2) 39, 21, 38, 96, 68, 46, 72, 51 Мин=21 Макс=96 $q_1=38.5$ $Q_2=48.5$ $q_3=70$



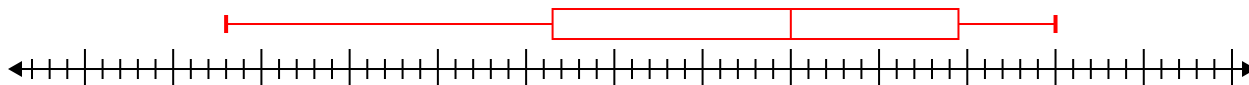
3) 14, 13, 9, 5, 13, 12, 17, 16 Мин=5 Макс=17 $q_1=10.5$ $Q_2=13$ $q_3=15$



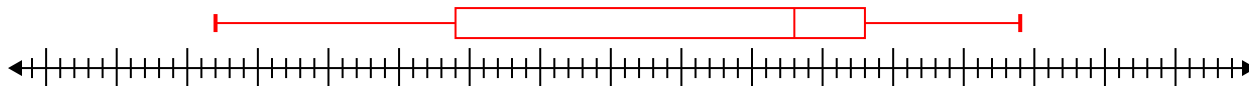
4) 11, 19, 6, 20, 5, 18, 15, 14 Мин=5 Макс=20 $q_1=8.5$ $Q_2=14.5$ $q_3=18.5$



5) 43, 55, 28, 69, 75, 50, 70, 65 Мин=28 Макс=75 $q_1=46.5$ $Q_2=60$ $q_3=69.5$



6) 68, 39, 63, 63, 79, 22 Мин=22 Макс=79 $q_1=39$ $Q_2=63$ $q_3=68$



7) 33, 67, 34, 94, 49, 57, 56, 88, 38, 41, 29 Мин=29 Макс=94 $q_1=34$ $Q_2=49$ $q_3=67$

